



FLIR FC-Series T

Thermal imaging cameras for traffic monitoring applications

Thermal imaging cameras produce a crisp image in the darkest of nights. They need no light whatsoever to operate. Another advantage is that they can produce an image in practically all weather conditions. They can see through light rain, light fog and even through smoke.

Thermal imaging cameras are also perfect for seeing in broad daylight. They are not hindered by reflections or direct glare from the sun.

It makes thermal imaging cameras ideal instruments for a wide variety of traffic monitoring applications such as:

- Vehicle detection at intersections
- Road side monitoring
- Monitoring traffic in tunnels
- Highway traffic management

High image quality

The FLIR FC-Series T are equipped with a maintenance free uncooled microbolometer detector that produces images of no less than 320x240 pixels on which the smallest of details can be seen.

Different lens options

FLIR Systems offers the FLIR FC-Series T with different lens options. They are available with a 9 mm, 13 mm or 19 mm lens. Longer lenses offer a narrower field of view so that you can see farther.

Easy to install

All FLIR FC-Series T thermal imaging camera can be installed on existing infrastructure.

There is no need for huge civil works or to open up the road. They can be easily integrated into any existing infrastructure providing early detection and visibility 24/7 all the year round.

Designed for use in harsh environments


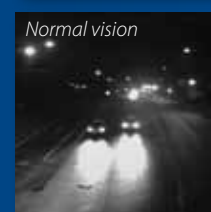
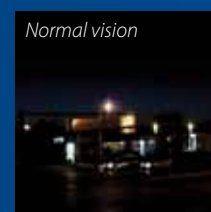
The FC-Series T are extremely rugged systems. Their vital core is well protected, meeting IP66 requirements, against dust and water ingress. They operate between -50 °C and +75 °C. Perfect for all climates.

Video analytics

Just like all thermal imaging cameras, the FLIR FC-Series T works perfectly together with video analytics.

Thermal imaging cameras:

- Need no light to operate
- See in total darkness in practically all weather conditions
- Can be used in daylight as well
- Eliminate problems that face with visible camera detection systems such as missed or false calls
- Serve as a simple plug and play replacement for existing visible cameras
- Are extremely affordable and easy-to-use



FLIR FC-Series T



Technical specifications

Interior installations not exposed to direct sun may omit the sun shield

CAMERA MODEL

Camera Platform Type Fixed

THERMAL CAMERA SPECS

Array Format (NTSC) 320x240
 Detector Type Long-Life, Uncooled VOx Microbolometer
 Effective Resolution 76,800
 Pixel Pitch 25 µm
 Focal Length 9 mm, 13 mm, 19 mm
 Field Of View FC-348 T = 48° x 37° (9 mm)
 FC-334 T = 34° x 26° (13 mm)
 FC-324 T = 24° x 18° (19 mm)
 Spectral Range 7.5 to 13.5 µm
 Focus Range athermalized, focus-free

OUTPUTS

Composite Video NTSC or PAL yes
 External Analytics Compatible yes

GENERAL

Weight (with sun shield) 2.1 kg (4.7 lbs) with sun shield
 Dimensions (L,W,H) 275 mm x 129 mm x 115 mm with sun shield, without cable egress
 Input Voltage 90-240VAC single phase 50-60Hz
 Power Consumption 1.7W nominal at 110VAC
 18W Peak Power with heaters
 Mounting Provisions Two 1/4-20" threaded holes, 1" spacing along centerline front to back

MECHANICAL

Shipping weight 2.6 kg (5.8 lbs)
 Shipping Dimensions 14 3/4"(L) x 7 3/4"(W) x 7 3/4"(H)

ENVIRONMENTAL

IP rating IP66
 Operating temperature range -50 °C to 75 °C (continuous operation)
 -40 °C to 75 °C (cold start)
 Storage Temperature range -55 °C to 85 °C
 Humidity 0-95% relative
 Shock MIL-STD-810F "Transportation"
 Vibration 10g shock pulse with a 11ms half- sine profile

NEMA TS 2

Environmental testing for FC Series T was conducted in accordance with Section 2.1 of NEMA TS 2-2003 and either meets or exceeds those requirements for the following categories: Operating Voltage, Operating Frequency, Ambient Temperature, Humidity, Vibration & Shock

APPROVALS

FCC Part15, Subpart B, Class B
 EN 55022 Class B
 EN 50130 - 4
 EN 60950

Legal disclaimer:

FLIR Systems accepts no responsibility and can not be held liable for any error or accident resulting from the use of its thermal imaging systems or errors in the interpretation of the image by the user.

SPECIFICATIONS ARE SUBJECT TO CHANGE WITHOUT NOTICE

©Copyright 2012, FLIR Systems, Inc. All other brand and product names are trademarks of their respective owners. All images are used for illustration purposes only.



FLIR Commercial Systems AB

Luxemburgstraat 2
 2321 Meer
 Belgium
 Tel. +32 3665 5100
 Fax. +32 3303 5624
 e-mail: flir@flir.com

FLIR Systems Sweden

Tel. : +46 (0)8 753 25 00
 Fax : +46 (0)8 753 23 64

FLIR Systems UK

Tel. : +44 (0)1732 220 011
 Fax : +44 (0)1732 843 707

FLIR Systems Germany

Tel. : +49 (0)69 95 00 900
 Fax : +49 (0)69 95 00 9040

FLIR Systems France

Tel. : +33 (0)1 60 37 01 00
 Fax : +33 (0)1 64 11 37 55

FLIR Systems Italy

Tel. : +39 (0)2 99 45 10 01
 Fax : +39 (0)2 99 69 24 08

FLIR Systems Spain

Tel. : +34 91 573 48 27
 Fax. : +34 91 662 97 48

FLIR Systems Middle East

Phone: + 971 4 299 6898
 Fax : + 971 4 299 6895

www.flir.com

Your local dealer:

Traffic Control Products

4565 Glenbrook Rd Willoughby, OH 44094
 PH: (440) 951-8929 FX: (440) 951-8203
 Email: sales@traffcon.com
 Website: www.traffcon.com



Normal vision

Thermal vision

Thermal imaging cameras for traffic monitoring applications